

# NAPOLEON®

9700 SERIES

TWO-STAGE VARIABLE SPEED ULTRA HIGH EFFICIENCY GAS FURNACES



The highest efficiency two-stage furnace on the market available up to 97.1% AFUE

**The Only Gas Furnaces Made in Canada** 


[napoleonheatingandcooling.com](http://napoleonheatingandcooling.com)



PROUDLY MADE IN CANADA FOR NORTH AMERICAN WINTERS

# ENERGY SAVINGS AND COMFORT

The 9700 Series features a two-stage gas valve and a variable speed energy efficient ECM blower motor. Napoleon's two-stage furnaces reduce temperature swings within your home, maintaining a more consistent, comfortable temperature. At up to 97.1% AFUE, the 9700 Series furnaces will operate on low fire for greater efficiency and comfort for most of the heating season. On colder days, when the first stage cannot satisfy the heating demand, the furnace will (automatically) switch to the second stage, producing more heat to satisfy demand. Ultimately this balancing of the heat production results in quieter operation cycles and less energy being consumed throughout the heating season. An added benefit is increased comfort due to better balanced temperatures in the home.




Vortex™ turbulator inside the heat exchanger increases efficiency by disrupting the natural airflow which extracts the maximum heat from the flue gases.

## EXCHANGER COMPARISON

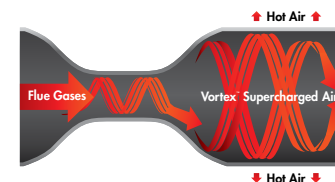
### Conventional Heat Exchanger

Hot air radiating 700°



### Patented Vortex™ Technology Heat Exchanger

Hot air radiating 800°



# VARIABLE SPEED (ECM) TECHNOLOGY

ECM=Electronically Commutated Motor

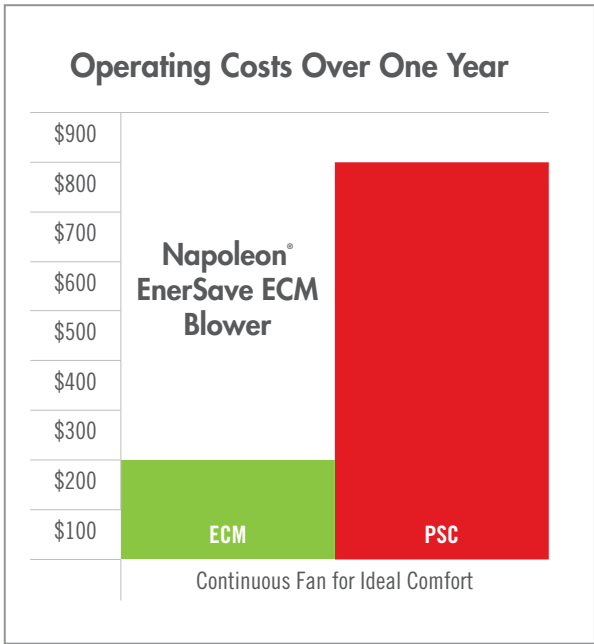
The ECM Variable speed blower motor gives you increased comfort by ramping up and down slowly, which eliminates sudden gusts of air. Running your fan continually removes cold spots in your home and gives you ideal comfort.

**Napoleon's EnerSave ECM motor reduces electrical consumption by up to 80% over conventional blower motors**



**ener\$ave**

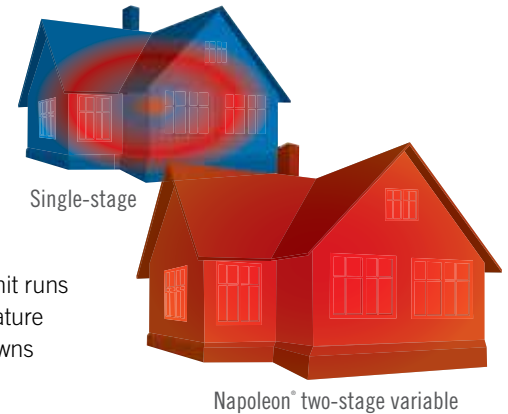
In continuous fan operation



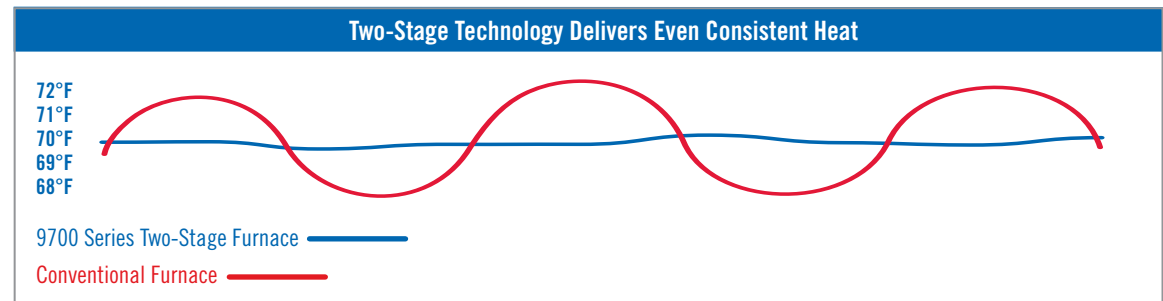
## AIR COMFORT

A two-stage furnace runs longer at lower levels of operation (60% versus 100%). This gives you many advantages:

1. Quiet operation- blower runs at 60% on first stage for most of the year.
2. Better circulation- blower runs longer and constant to push air evenly throughout the farthest reaches of your home.
3. Balanced temperature- no more "hot" or cold spots. Since the unit runs at lower heat constantly, you will achieve even, balanced temperature rather than sudden bursts of high heat and then sudden cool downs when the furnace turns off repeatedly.
4. Higher efficiency operating at 60% of heating capacity on first stage, saving you fuel and money.



## TWO-STAGE TECHNOLOGY




## WHISPER QUIET™ OPERATION FEATURES

Customers indicated that noise level is an important factor in their satisfaction with a furnace, so Napoleon® furnaces are designed to be "WHISPER QUIET™".

The ultra high efficiency ECM variable speed blower motor with "soft start" gradually increases speed reducing the initial rush of air and noise created by conventional motors.

- Sound absorbing blower compartment insulation
- SILENTCORE™ technology, the only four-sided insulated cabinet
- Dynamically balanced blower


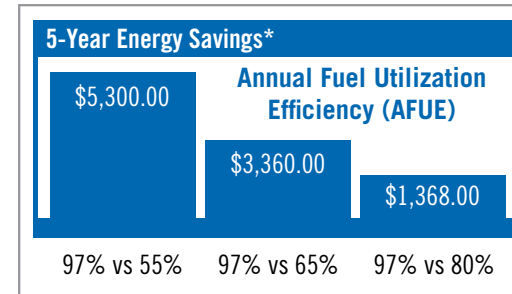


# ANNUAL FUEL UTILIZATION EFFICIENCY

97% + AFUE translates into significantly lower fuel bills

Higher AFUE = More comfort for every dollar spent. The Annual Fuel Utilization Efficiency (AFUE) measures the amount of fuel converted to space heat in proportion to the amount of fuel entering the furnace. This is commonly expressed as a percentage. AFUE works much like the miles-per-gallon rating on a car - the higher the rating, the lower the fuel costs.

\*If a furnace is 25 years old or older, chances are that it has a rating of only 55% to 65% AFUE.



**15** YEAR | UNIT REPLACEMENT  
HEAT EXCHANGER LIMITED WARRANTY

**LIFE** TIME | HEAT EXCHANGER  
LIMITED WARRANTY

**10** YEAR | PARTS  
LIMITED WARRANTY

## 1. Commercial Grade Stainless Steel Tubular Triple-Pass Heat Exchanger

- Controlled wrinkle-bend design of heat exchanger creates tubes with consistent thickness and no weak areas
- Highly-efficient triple pass tubular design has a large surface area to maximize heat transfer

## 2. Stainless Steel Heat Recovery Coil

- Extracts the remaining heat from the flue gases once they exit the triple-pass heat exchanger
- Increases efficiency by evenly distributing the remaining heat to the coil's large fins

## 3. Aluminized Multi-Port in Shot Burners

- Corrosion resistant burners that perfectly shape the flame cone for maximum flame efficiency

## 4. Two-Stage Gas Valve

## 5. Self Diagnostic Integrated Furnace Control (IFC)

- Contains LED service indicator lights to ensure quick and accurate service calls
- Built in LED lights in upper and lower compartments automatically turn on when bottom door is opened for servicing
- Interfaces with additional home comfort products using simple plug-in connections
- Mounted between the blower rails for easy accessibility
- Ultra Violet Light Air Purifier to improve indoor air quality

## 6. Electronically Commutated Motor (ECM)

- Reduces electrical consumption by up to 80% over conventional blower motors
- Soft-start soft-stop operation reduces noise levels by gradually increasing motor RPM's at start-up and ramping down slowly on shut down
- On continuous fan speed, the ECM motor consumes 60-80 watts compared to 400 watts for a conventional motor, reducing electrical consumption up to 80%.
- WHISPER QUIET operation

## 7. Durable Sound Reducing Insulated Cabinet

- Baked-on powder coat paint resists scratching and corrosion (no sharp edges)
- Acoustically insulated blower compartment & thermally insulated heat exchanger compartment for quiet operation and reduced clearance to combustibles
- WHISPER QUIET operation with SILENCORE™ technology, the only four-sided insulated cabinet

\*See warranty for details



# SureView BURNER SYSTEM

Patented SureView burner system window allows a unique view of the flames in operation, a first in the industry.

## EXCLUSIVE NAPOLEON® FEATURES



Built-in LED Lights in upper and lower compartments automatically turn on when door is opened



Ultra Violet Light Air Purifier to improve indoor air quality by preventing bacterial growth, comes standard

## EASY INSTALLATION & MAINTENANCE

- Upflow only
- Factory-fired and tested for trouble-free start-ups
- Self-diagnostic integrated furnace (IFC) control is mounted between the blower rails for easy accessibility
- Multiple intake/venting, gas pipe and electrical connection options
- Shortest 97%+ AFUE furnace on the market with 32 3/8" height and offering two cabinet width sizes 17 1/2" and 22 1/2"
- Zero clearance with no additional kits, provides installation ease in closets and alcoves
- Direct vent (two pipe) and single vent (one pipe) certified with optional concentric venting
- Integrated furnace control board manages all operational functions and accommodates hook-ups for a humidifier, HRV and electronic air cleaner
- Napoleon® Elite Communicating Thermostat ready
- Natural gas only (propane conversion kit coming soon!)
- Interior condensate trap for left or right drainage options
- Clear condensate collector to view furnace performance





Fireplace Inserts • Patioflame • Gas Fireplaces • Charcoal Grills • Wood Stoves  
Heating & Cooling • Electric Fireplaces • Outdoor Fireplaces • Gourmet Gas Grills

## SPECIFICATIONS

### COMPARISON CHART

Series	Efficiency (AFUE)	Single Stage	Two-Stage	SureView Window	PSC Motor (NSM Models)	DC X-13 Motor (NPX/NSX Models)	ECM EnerSave 2.3 Motor	Primary Stainless Steel Heat Exchanger	Secondary Stainless Steel Heat Exchanger	LED Cabinet Lights	Built-in UV Light Air Purifier	Four-Sided Insulated Cabinet	Made In Canada
9700	97.10%		•	•			•	•	•	•	•	•	
9600	96%		•	•		•	•		•			•	
9500	95%	•			•	•			•			•	
9200	92.10%	•			•				•			•	

HEATING CAPACITIES	NUV060T3A	NUV080T3A	NUV100T5A	NUV120T5A
Efficiency (AFUE)	97.1%	97%	97%	97%
Input (High fire) BTU/hr 0-4500'	60,000	80,000	100,000	120,000
Output (Low fire) BTU/hr 0-4500'	36,000	48,000	60,000	72,000
CABINET DIMENSIONS (INCHES)	NUV060T3A	NUV080T3A	NUV100T5A	NUV120T5A
Width (in)	17 1/2	17 1/2	22 1/2	22 1/2
Depth (in)	29 1/2	29 1/2	29 1/2	29 1/2
Height (in)	32 7/8	32 7/8	32 7/8	32 7/8
VENTING *	NUV060T3A	NUV080T3A	NUV100T5A	NUV120T5A
Clearances to Combustibles	0	0	0	0
Minimum Vent Size (in)	1 1/2	2	2	3
Maximum Vent Size (in)	3	3	3	3
Minimum Vent Length (ft)	15	15	15	15
Maximum Vent Length (ft)	100	100	100	100
AIRFLOW AND COOLING	NUV060T3A	NUV080T3A	NUV100T5A	NUV120T5A
Motor Type and Size ECM 2.3 and X-13	1/2 hp	1/2 hp	3/4 hp	1 hp
AC Tonnages	1 1/2, 2, 2 1/2, 3	1 1/2, 2, 2 1/2, 3	2, 3, 4, 5	2, 3, 4, 5

\*Certified for single or two pipe installation (direct vent)



24 Napoleon Road, Barrie, Ontario, Canada L4M 0G8  
103 Miller Drive, Crittenden, Kentucky, USA 41030  
7200 Trans Canada Highway, Montreal, Quebec, Canada H4T 1A3

Tel: 705-721-1212 Fax: 705-722-6031  
napoleonheatingandcooling.com



Authorized Dealer

Canada

ENERGUIDE

Annual Fuel Utilization Efficiency (AFUE)  
Gas- or Propane-fired forced-air furnace  
with a high efficiency motor

THIS MODEL

97.1

90%
98%

All specifications and designs can change without notice to allow for on-going product improvement. Images may not be exactly as shown. Consult your owners manual for current information. Check all local and national building codes and gas regulations. Napoleon® is a registered trademark of Wolf Steel Ltd. © Wolf Steel Ltd.