

# PEARL MANTELS

*Makers of fine furniture  
for your home and fireplace*



*412 Shenandoah Shown in New No. 10 Dune Finish, 72" length*

Pearl Mantels add beauty and grace to your home.  
You'll love the look, You'll love the price... We Guarantee it!

[www.pearlmantels.com](http://www.pearlmantels.com)

# Furniture for your fireplace!

## The Shenandoah: New Finishes #10 Dune and #20 Espresso

Both new finishes are available in 48", 60", and 72" lengths.



412 Shown in No. 10 Dune Finish 60" length



412 Shown in No. 20 Espresso Finish 60" length

### The Shenandoah

**No. 412** install with or without corbels

24" to 72" Lengths Available (No. 50 and No. 70 Finish)

48" to 72" Lengths Available (No. 10 and No. 20 Finish)

Available in Pine Wood:

#10 Dune Distressed Finish

#20 Espresso Distressed Finish

#50 Medium Rustic Distressed Finish

#70 Cherry Rustic Distressed Finish

	412-24	412-36	412-48	412-60	412-72
Top Shelf Length:	24"	36"	48"	60"	72"
Top Shelf Depth:	8"	8"	9"	9"	9"
Bottom Base Length:	24"	36"	48"	60"	72"
Bottom Base Depth:	8"	8"	9"	9"	9"
Distance b/t Corbels:	10 1/2"	19"	25"	35"	42"
Width of each Corbel:	4"	4"	6 1/2"	6 1/2"	6 1/2"
Height of each Corbel:	3 3/4"	3 3/4"	5 1/2"	5 1/2"	5 1/2"
Overall Height w/o Corbel:	4 1/2"	4 1/2"	5"	5"	5"
Overall Height w/Corbel:	8 1/4"	8 1/4"	10 1/2"	10 1/2"	10 1/2"



412 can be installed with or without corbels (Included)



Shown in #50 Rustic Finish 60" Length

All of our wood mantels and shelves are available unfinished, paint and stain grade wood.

Actual finish colors and distressing may vary from photos.



No. 412 Shown in #50 Rustic Finish



No. 412 Shown in #70 Rustic Finish



No. 412 Shown in #20 Rustic Finish

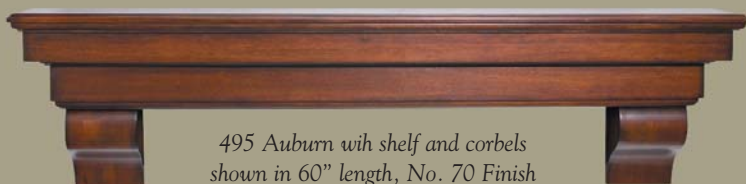
Pearl Mantels feature fine furniture quality, stunning details and classic designs that will enhance any décor ... all at affordable prices.

## New Innovative Options: 495 Auburn Shelf

The Auburn Shelf offers three design choices! You have the option of installing just the shelf, the shelf with corbels, or the complete combination of shelf, corbels, and arch.



495 Auburn with shelf only shown in 48" length, No. 70 Finish



495 Auburn with shelf and corbels shown in 60" length, No. 70 Finish



495 Auburn with shelf, arch, and corbels Shown in 72" length, No. 70 Finish



No. 495 Shown in #70 Cherry Distressed Finish



No. 415 Shown in #50 Finish

**The Auburn No. 495**  
48 to 72" Lengths Available  
Available in #70 Cherry Distressed Finish

	495-48	495-60	495-72
Top Shelf Length:	48"	60"	72"
Top Shelf Depth:	9.5"	10"	10"
Bottom Base Length:	42.5"	52 1/2"	64 1/2"
Bottom Base Depth:	5 7/8"	6"	6"
Distance b/t Corbels:	31"	40 1/2"	52 1/2"
Width of each Corbel:	4 3/4"	6"	6"
Height of each Corbel:	5 5/8"	6 3/4"	6 3/4"
Overall Height w/Corbel:	12"	15"	15"



**LOOK FOR THE PEARL!**

No. 495 Shown in #70 Finish

Each of our pieces is lovingly branded with a Pearl inlay—Our Certificate of Authenticity



No. 415 Shown in #50 Finish

The pearl is neatly masked on our unfinished pieces making it easy to paint or stain

Actual finish colors and distressing may vary from photos.


## The Abingdon with drawer No. 415

36" to 72" Lengths Available  
Available in #50 Medium Oak Distressed Finish

	415-36	415-48	415-60	415-72
Top shelf length:	36"	48"	60"	72"
Top shelf depth:	10"	10"	10"	10"
Bottom base length:	33"	45"	57"	69"
Bottom base depth:	8"	8"	8"	8"
Distance between brackets:	15"	27"	36"	48"
Width of each corbel:	4 1/2"	4 1/2"	5"	5"
Overall height with corbels:	10"	10"	10"	10"
Overall height without corbels:	5 1/4"	5 1/4"	5 1/4"	5 1/4"
Drawer length:	14 3/4"	26 3/4"	35 3/4"	47 3/4"
Drawer depth x height:	6 1/4" x 2 1/2"	6 1/4" x 2 1/2"	6 1/4" x 2 1/2"	6 1/4" x 2 1/2"

# Classic mantel shelf designs

Not just for the fireplace!



## The Lindon No. 490

Shown in #40 Finish

36" to 72" Lengths Available

Available in #40 Mission and #70 Cherry Distressed Finish

	490-36	490-48	490-60	490-72
Top Shelf Length:	36	48"	60"	72"
Top Shelf Depth:	8"	8"	10"	10"
Bottom Base Length:	30"	42"	54"	66"
Bottom Base Depth:	5"	5"	8"	8"
Overall Height:	6 1/2"	6 1/2"	7"	7"



490 Lindon corner detail  
#40 Finish



No. 490 Shown in #70 Finish



No. 490 Shown in #70 Finish



## Shelf Display

Base: 37 3/8" x 37 3/8" x 3" H

Overall height: 68"

- Holds 8 shelves - 24" up to 72" Lengths
- Charcoal gray painted finish
- Adjustable hanger boards included
- Casters
- Easy assembly

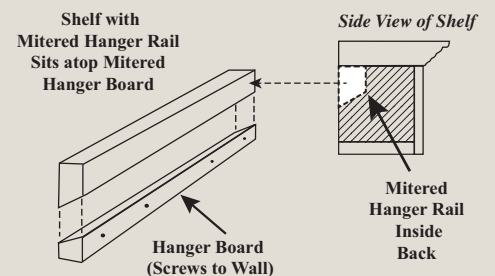
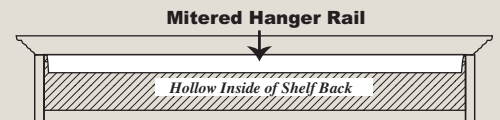
To maintain proper balance of the display, alternate sides when mounting the shelves.

Actual finish colors and distressing may vary from photos.

Pearl's mantel shelves all use a mitered rail system for easy installation. The hollow opening in the back of each design neatly accommodates the rails making these shelves...

### Easy to Hang!

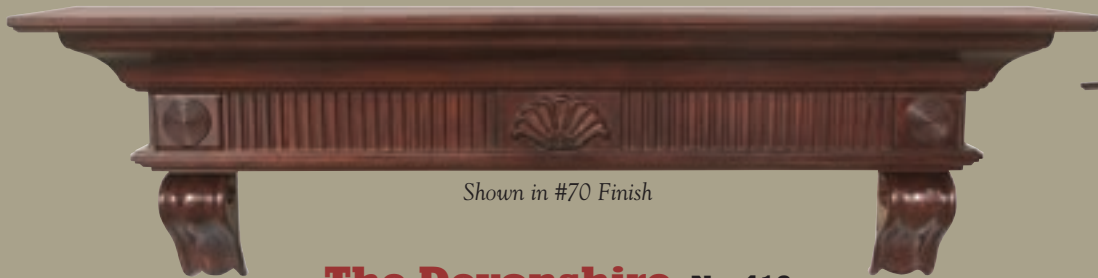
Back View of Shelf  
(Same Application for Mantel)



Hanger rail mounting hardware not included.

# Versatile and easy to hang

Compliment any room with these timeless pieces of furniture



Shown in #70 Finish

## The Devonshire No. 416

Available in #70 Cherry Distressed Finish



Shown in #70 Finish

	416-60	416-72
Top Shelf Length:	60"	72"
Top Shelf Depth:	10"	10"
Bottom Base Length:	48 1/2"	60 1/2"
Bottom Base Depth:	5 3/8"	5 3/8"
Distance between Corbels:	40"	52"
Width of each Corbel:	4"	4"
Overall Height without Corbels:	9"	9"
Overall Height with Corbels:	16 3/4"	16 3/4"



Shown in #90 Finish

## The Homestead No. 418

24" to 72" Lengths Available  
Available in #90 Antique Finish

	418-24	418-36	418-48	418-60	418-72
Top Shelf Length:	24"	36"	48"	60"	72"
Top Shelf Depth:	8"	8"	10"	10"	10"
Bottom Base Length:	15"	26"	38"	50"	62"
Bottom Base Depth:	2 5/8"	2 5/8"	4 5/8"	4 5/8"	4 5/8"
Overall Height:	5"	5"	5"	5"	5"



Shown in #60 Finish

## The Lexington No. 496

Available in Pine Wood #60 Natural Rustic Distressed Finish

	496-60	496-72
Top Shelf Length	60"	72"
Top Shelf Depth	10"	10"
Bottom Base Length	60"	72"
Bottom Base Depth	10"	10"
Overall Height	8"	8"



496 Lexington corner detail  
#60 Finish



No. 496 Shown in #60 Finish

Actual finish colors and distressing  
may vary from photos.

# Furniture for your walls!

## The Shenandoah No. 412


24" to 72" Lengths Available (No. 50 and No. 70 Finish)  
 48" to 72" Lengths Available (No. 10 and No. 20 Finish)

Available in Pine Wood:  
 #10 Dune Distressed Finish  
 #20 Espresso Distressed Finish  
 #50 Medium Rustic Distressed Finish  
 #70 Cherry Rustic Distressed Finish



No. 412 Shown in #50 Rustic Finish

**NEW**



Shown in #10 Dune Finish

**NEW**



Shown in #20 Espresso Finish



Shown in #50 Rustic Finish



Shown in #70 Rustic Finish



No. 415 Shown in #50 Finish

## The Abingdon No. 415

36" to 72" Lengths Available  
 Available in #50 Medium Oak  
 Distressed Finish

*Actual finish colors  
 and distressing  
 may vary from photos.*



Shown in #50 Finish



No. 418 Shown in #90 Finish

## The Homestead No. 418

24" to 72" Lengths Available  
 Available in #90 Antique Finish



Shown in #90 Finish

# Pearl takes the classics to the next level

Use in the bedroom, bathroom, kitchen, den or anywhere you need a little something extra for storage or treasures. Uses are only limited by the imagination.



Shown in #40 Finish



No. 490 Shown in #40 Finish



Shown in #70 Finish

**The Lindon No. 490** 36" to 72" Lengths Available  
Available in #40 Mission and #70 Cherry Distressed Finish



No. 618 Shown in Black Paint



Shown in Black Paint

**The Crestwood No. 618** 24" to 72" Lengths Available  
Available in Black Paint (above) or White Paint (below)



No. 618 Shown in White Paint



Shown in White Paint

Actual finish colors and distressing may vary from photos.

# Perfection Cast Stone



Shown in Safari Finish

*For use indoors and out*

*Actual finish colors and distressing may vary from photos.*



Shown in Safari Finish




Shown in Safari Finish



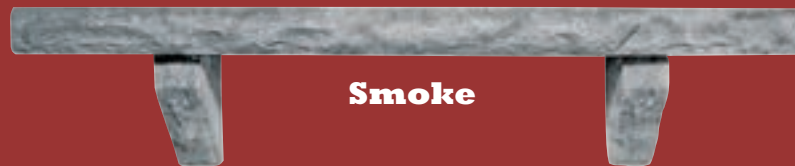
Artisan Todd Evans crafts each shelf from custom made molds designed to emulate the elegant variations, colors, and imperfections admired in natural stone. Made in USA.



**Leather**



**Safari**



**Smoke**



**Natural**

**5 Foot Shelf**

Shelf Length:	60"
Shelf Depth:	12"
Overall Height w/o Corbel:	4"
Overall Height w/ Corbel:	13"
Weight:	125 lbs.

**6 Foot Shelf**

Shelf Length:	72"
Shelf Depth:	12"
Overall Height w/o Corbel:	4"
Overall Height w/ Corbel:	13"
Weight:	144 lbs.

Order by color and length.  
Made to order. Minimum 3 week leadtime.

Because each piece is individually hand crafted and poured, overall measurements may vary up to 1/2" and we recommend that the mantel shelf and corbels be installed first, then install the stone around the shelf. This insures a secure fit for the mantel and brackets. Lead time 3 weeks.

Installation is done following a 3 step plan. It is recommended that 2 people be available for installation.

**Note:** We suggest consulting a local expert if you are unfamiliar with masonry assembly and installation.

Masonry installation: Install corbels onto the masonry by attaching the brackets with 3/8" x 4" lag screws using suitable anchors. You will need 2 per corbel. For even weight distribution of the shelf, mount corbels approximately 12" in from each end on the 5 ft. shelf and 18" on the 6ft. shelf. After corbels are installed apply mortar or construction adhesive, per manufacturer's product instructions, to the top of each corbel and to the back of the shelf. Set mantel on top of corbels, arrange so that it is centered on the corbels and press against the wall. If necessary, clean with a slightly dampened cloth. Commercial cleaning products are not recommended.

If this is new construction, the stone will go over the brackets keeping them out of sight.

If this is a retrofit, use any stone parts that were chipped out in order for the shelf to fit to hide the brackets.

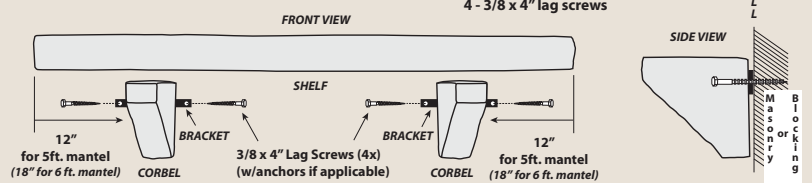
If installing to drywall, it will be necessary to cut the drywall away and install additional blocking between the studs to support the weight of the corbels and shelf. Hide the corbel brackets when reinstalling the drywall or hide with whatever material you may be using over the drywall (i.e. stone veneer, tile, etc.)

Because each piece is individually hand crafted and poured, overall measurements may vary up to 1/2" and we recommend that the mantel shelf and corbels be installed first, then install the stone around the shelf. This insures a secure fit for the mantel and brackets. If there are any gaps, they should be filled with mortar joint.

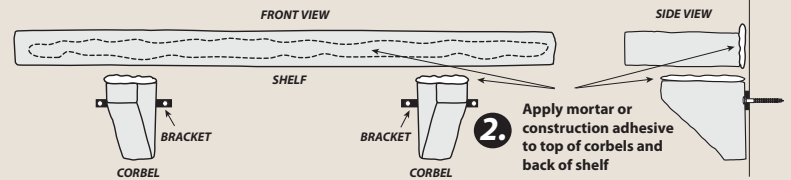
Please consult a professional if necessary.

**3 - Step Installation:**

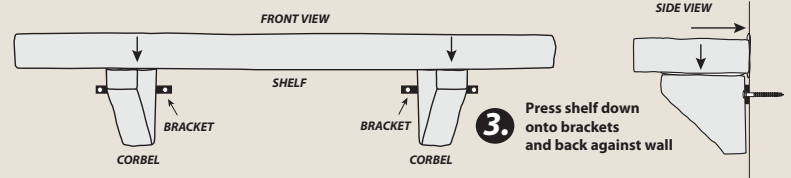
**1.** Attach corbels to masonry or blocking using 4 - 3/8 x 4" lag screws



**2.** Apply mortar or construction adhesive to top of corbels and back of shelf

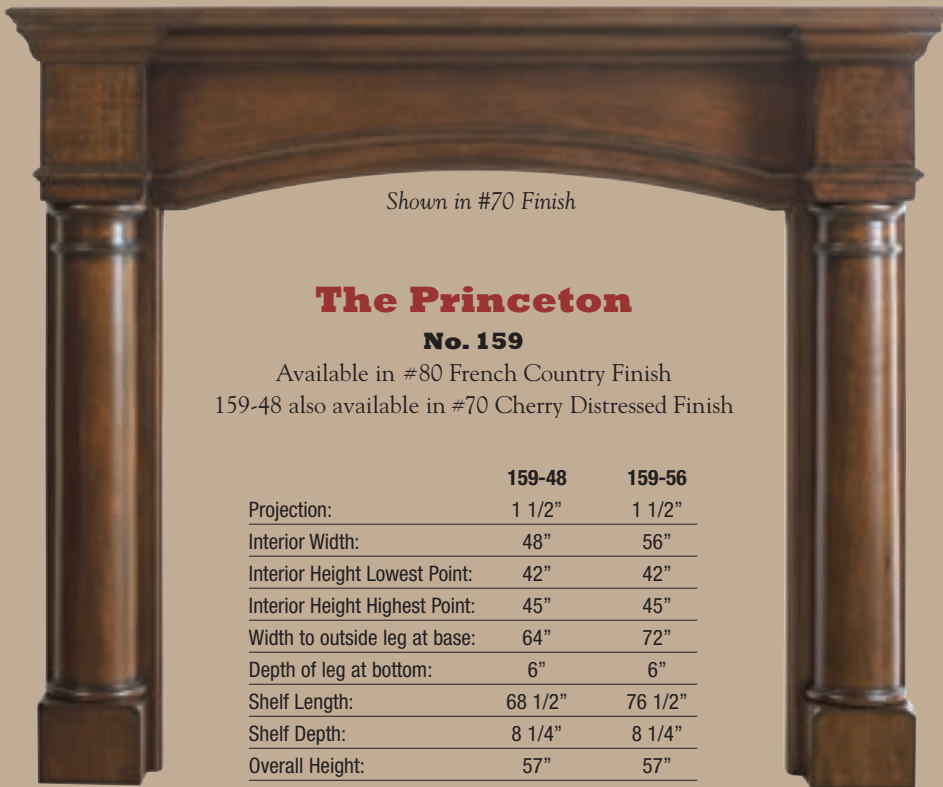


**3.** Press shelf down onto brackets and back against wall



Actual finish colors and distressing may vary from photos.

*It's the first piece of furniture in any home*



Shown in #70 Finish

## The Princeton


**No. 159**

Available in #80 French Country Finish  
159-48 also available in #70 Cherry Distressed Finish

	159-48	159-56
Projection:	1 1/2"	1 1/2"
Interior Width:	48"	56"
Interior Height Lowest Point:	42"	42"
Interior Height Highest Point:	45"	45"
Width to outside leg at base:	64"	72"
Depth of leg at bottom:	6"	6"
Shelf Length:	68 1/2"	76 1/2"
Shelf Depth:	8 1/4"	8 1/4"
Overall Height:	57"	57"



No. 159 Shown in #80 Finish



No. 126 Jefferson shown without appliques

Appliques are packaged separately  
and included in the carton.

Detail of No. 134  
Deauville Leg



Shown Finished

## The Jefferson

**No. 126** Available unfinished only

	126-50
Projection:	1 1/2"
Interior Width:	50"
Interior Height:	42"
Width to outside leg at base:	68"
Depth of leg at bottom:	4"
Shelf Length:	74"
Shelf Depth:	8"
Overall Height:	54 1/2"



Shown Finished

## The Deauville

**No. 134**

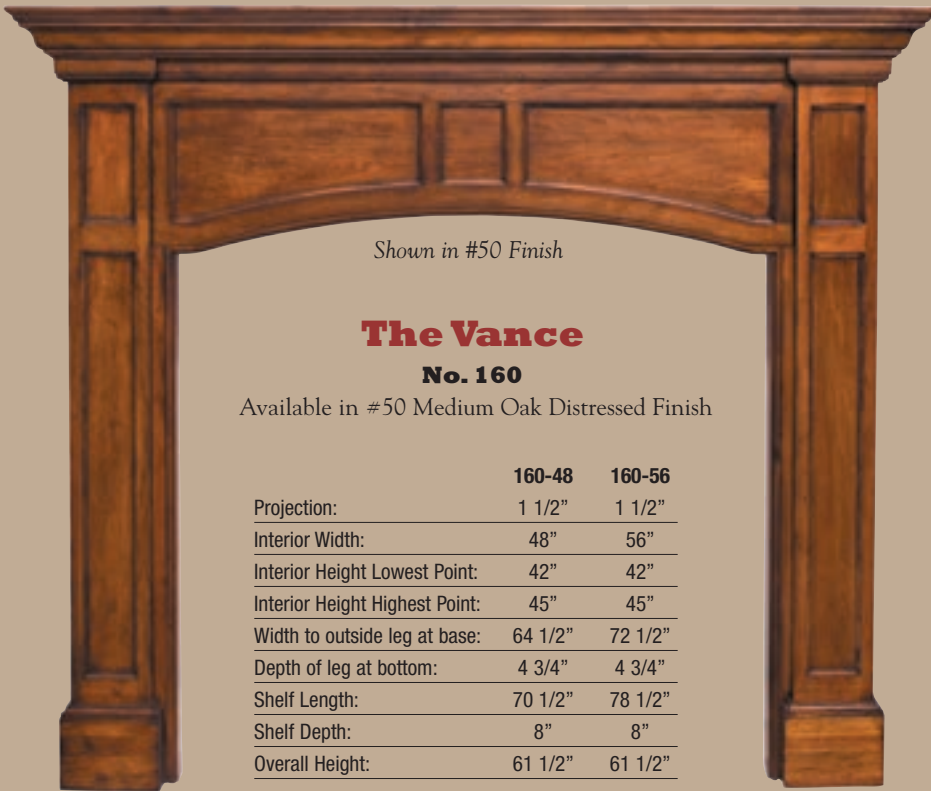
Available in #30 Fruitwood Finish

	134-48	134-58
Projection:	1 1/2"	1 1/2"
Interior Width:	48"	58"
Interior Height Lowest Point:	41 7/8"	41 7/8"
Interior Height Highest Point:	43 3/4"	43 3/4"
Width to outside leg at base:	64 1/2"	74 1/2"
Depth of leg at bottom:	(See drawing above)	
Shelf Length:	67"	77"
Shelf Depth:	10 3/4"	10 3/4"
Overall Height:	53 1/2"	53 1/2"

Actual finish colors and distressing may vary from photos.

# The focal point of the room

Pearl does not treat the mantel as trim or molding but as a beautiful piece of furniture. It represents roots, heritage and tradition. Furniture is arranged around it, precious treasures are displayed on it, and it provides balance and stability to the entire room.



Shown in #50 Finish

## The Vance

No. 160

Available in #50 Medium Oak Distressed Finish

	160-48	160-56
Projection:	1 1/2"	1 1/2"
Interior Width:	48"	56"
Interior Height Lowest Point:	42"	42"
Interior Height Highest Point:	45"	45"
Width to outside leg at base:	64 1/2"	72 1/2"
Depth of leg at bottom:	4 3/4"	4 3/4"
Shelf Length:	70 1/2"	78 1/2"
Shelf Depth:	8"	8"
Overall Height:	61 1/2"	61 1/2"

## Fine Furniture Quality Finishes

Pearl offers finishes that bring out the depth, luster and natural beauty of the wood, while adding fashion and flair to your home. Our 12 step finishing process provides unsurpassed quality and timeless beauty.

Pearl Mantels Finish Samples\*

NEW	NEW			
No. 10 Dune Distressed	No. 20 Espresso Distressed	No. 30 Fruitwood	No. 40 Mission	No. 50 Medium Oak Distressed
No. 50 Medium Rustic Distressed	No. 60 Natural Rustic Distressed	No. 70 Cherry Distressed	No. 70 Cherry Rustic Distressed	No. 80 French Country
	All wood mantels are available unfinished, paint and stain grade wood.			
No. 90 Antique	<p><b>Note:</b> Not all finishes are available for all mantels. Please ask your Pearl Mantels dealer which finishes are available on the mantel of your choice.</p> <p>*Actual finish colors and distressing may vary from photos.</p>			



No. 140 Shown Painted Ecru



Shown Painted White

## The Classique

No. 140

Available Unfinished Only

	140-50	140-56
Projection:	1 1/2"	1 1/2"
Interior Width:	50"	56"
Interior Height:	42"	42"
Width to outside leg at base:	71 1/4"	77 1/4"
Depth of leg at bottom:	4 3/8"	4 3/8"
Shelf Length:	73 1/2"	79 1/2"
Shelf Depth:	8"	8"
Overall Height:	56"	56"

Actual finish colors and distressing may vary from photos.

# Timeless, elegant, lasting beauty



Shown in #50 Finish

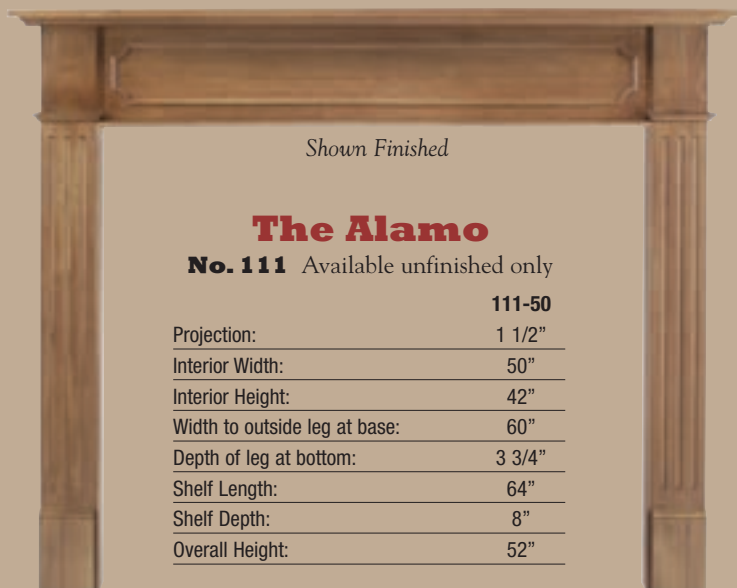
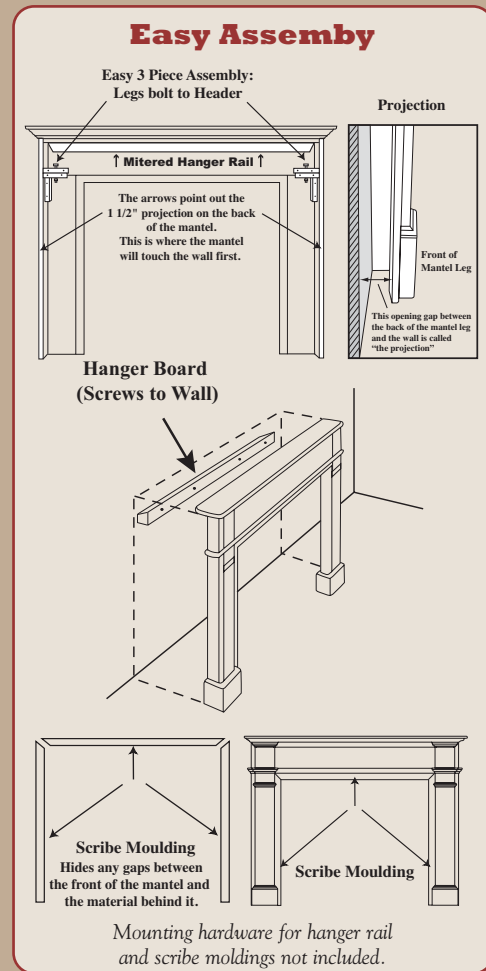
## The Blue Ridge

No. 195

Available in #50 Medium Oak Distressed Finish

	195-48	195-56
Projection:	1 1/2"	1 1/2"
Interior Width:	48"	56"
Interior Height Lowest Point:	42"	42"
Interior Height Highest Point:	45"	45"
Width to outside leg at base:	64"	72"
Depth of leg at bottom:	4"	4"
Shelf length:	69 1/2"	77 1/2"
Shelf Depth:	10"	10"
Overall Height:	58"	58"

All of our wood mantels and shelves are available unfinished, paint and stain grade wood.

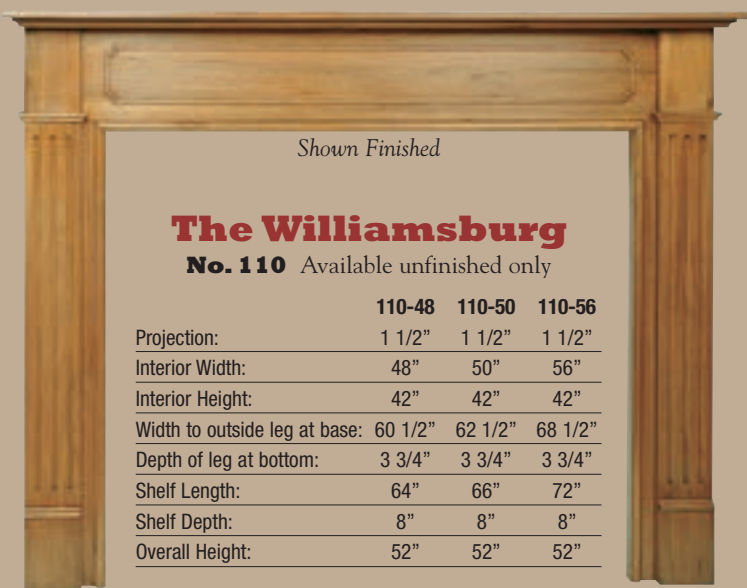


Shown Finished

## The Alamo

No. 111 Available unfinished only

	111-50
Projection:	1 1/2"
Interior Width:	50"
Interior Height:	42"
Width to outside leg at base:	60"
Depth of leg at bottom:	3 3/4"
Shelf Length:	64"
Shelf Depth:	8"
Overall Height:	52"



Shown Finished

## The Williamsburg

No. 110 Available unfinished only

	110-48	110-50	110-56
Projection:	1 1/2"	1 1/2"	1 1/2"
Interior Width:	48"	50"	56"
Interior Height:	42"	42"	42"
Width to outside leg at base:	60 1/2"	62 1/2"	68 1/2"
Depth of leg at bottom:	3 3/4"	3 3/4"	3 3/4"
Shelf Length:	64"	66"	72"
Shelf Depth:	8"	8"	8"
Overall Height:	52"	52"	52"

Actual finish colors and distressing may vary from photos.

Pearl's wood mantels are carefully crafted from a combination of beautiful Asian hardwoods and wood veneers. Pine is a favorite for our rustic pieces. All unfinished woods are paint and stain grade.



No. 120 Shown painted Antique White



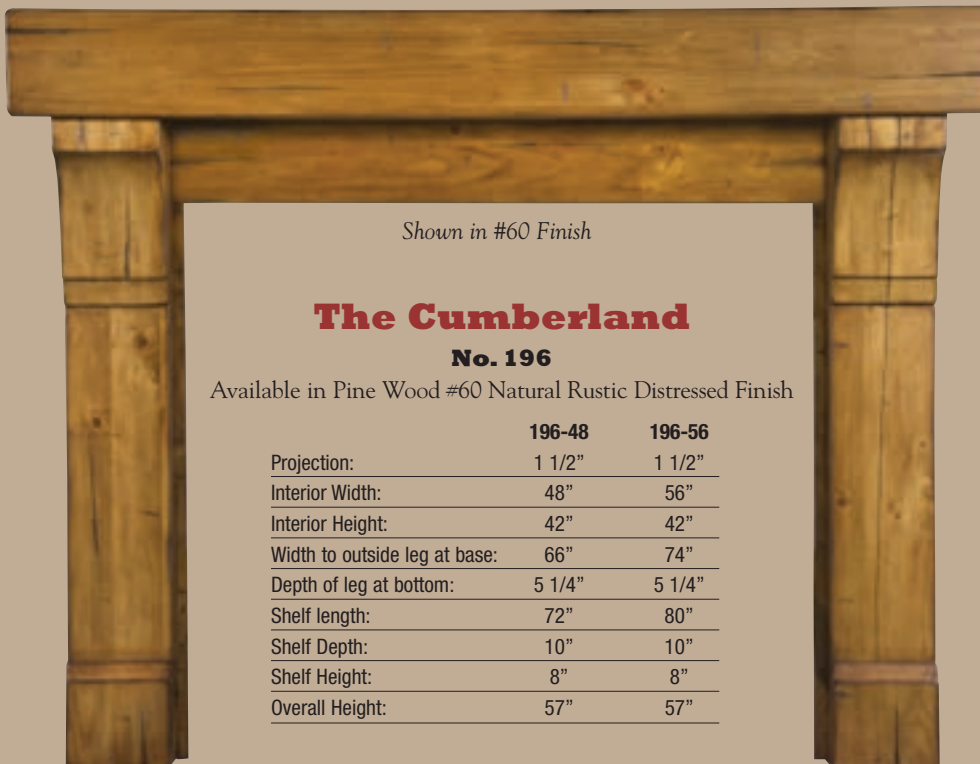
Shown Painted White

## The Windsor

**No. 120**

Available unfinished only

	120-48	120-56
Projection:	1 1/2"	1 1/2"
Interior Width:	48"	56"
Interior Height:	42"	42"
Width to outside leg at base:	63 1/2"	71 1/2"
Depth of leg at bottom:	4"	4"
Shelf Length:	68"	76"
Shelf Depth:	8"	8"
Overall Height:	57"	57"



Shown in #60 Finish

## The Cumberland

**No. 196**

Available in Pine Wood #60 Natural Rustic Distressed Finish

	196-48	196-56
Projection:	1 1/2"	1 1/2"
Interior Width:	48"	56"
Interior Height:	42"	42"
Width to outside leg at base:	66"	74"
Depth of leg at bottom:	5 1/4"	5 1/4"
Shelf length:	72"	80"
Shelf Depth:	10"	10"
Shelf Height:	8"	8"
Overall Height:	57"	57"

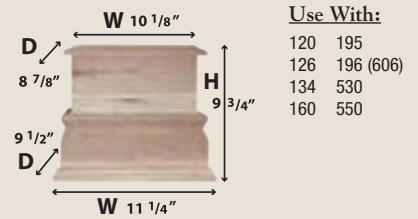
Actual finish colors and distressing may vary from photos.

## Plinth Base Pairs



The Plinth bases are used when the inside height of your mantel needs to be increased.

**No. 600** Sold in Pairs

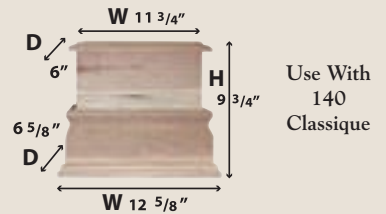


Use With:

120	195
126	196 (606)
134	530
160	550

600 Unfinished  
600-30 Fruitwood  
600-50 Distressed Oak  
606 Pine Unfinished for 196 Cumberland  
606-60 Pine Natural for 196 Cumberland

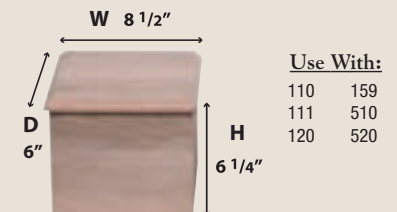
**No. 604** Sold in Pairs



Use With  
140  
Classique

604 Unfinished for 140 Classique

**No. 602** Sold in Pairs



Use With:

110	159
111	510
120	520

602 Unfinished  
602-50 Distressed Oak  
602-70 Distressed Cherry  
602-80 French Country

# MDF – *The perfect blend of design and price!*

Our MDF offers a wide selection of attractive, budget friendly mantels that come to you painted and ready to install—or sand, prime and add your own special paint color!



No. 618 Shown Painted Black



618 Side view showing Pearl inlay  
Shown Painted Black

Shown Painted White

### The Newport

**No. 510**  
White Paint

	<b>510-48</b>
Projection:	1 1/2"
Interior Width:	48"
Interior Height:	40"
Width to outside leg at base:	58"
Depth of leg at bottom:	2 1/4"
Shelf Length:	65"
Shelf Depth:	7"
Overall Height:	51"

Shown Painted White

### The Berkley

**No. 520**  
White Paint

	<b>520-48</b>
Projection:	1 1/2"
Interior Width:	48"
Interior Height:	42"
Width to outside leg at base:	58"
Depth of leg at bottom:	3"
Shelf Length:	65 1/8"
Shelf Depth:	8"
Overall Height:	52"



Shown Painted White

### The Crestwood No. 618

Available in White or Black Paint  
24" to 72" Lengths

	618-24	618-36	618-48	618-60	618-72
Top Shelf Length:	24"	36"	48"	60"	72"
Top Shelf Depth:	8"	8"	10"	10"	10"
Bottom Base Length:	15"	27"	39"	51"	63"
Bottom Base Depth:	4 1/2"	4 1/2"	5 1/2"	5 1/2"	5 1/2"
Overall Height:	5"	5"	5"	5"	5"

Actual finish colors and distressing may vary from photos.

# MDF – *Out of the box and ready to install!*

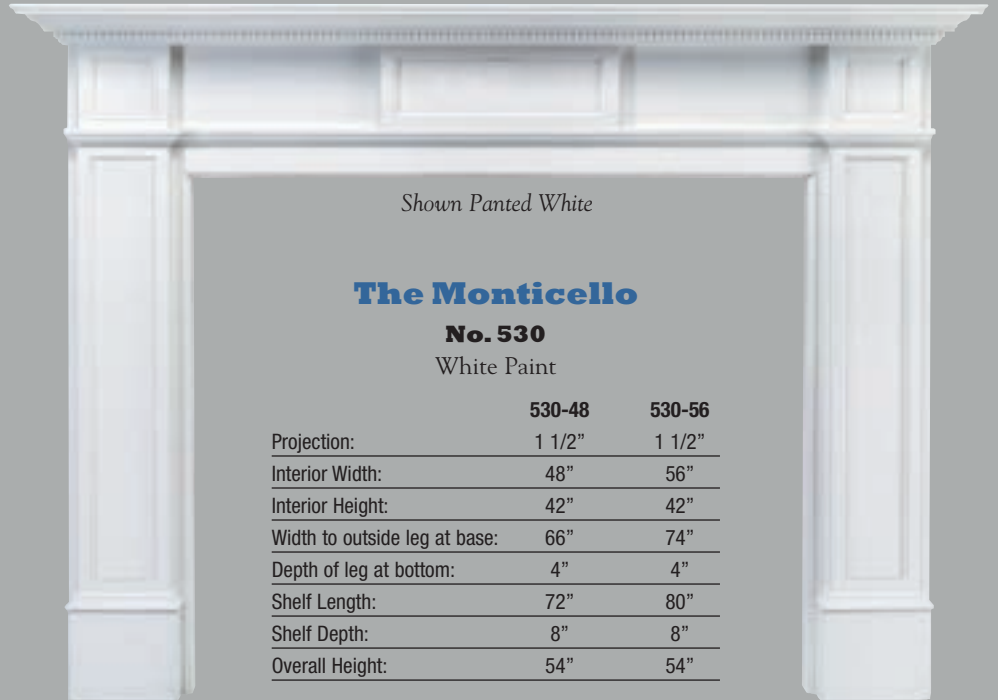
Appliqués shown on the 530 are packaged separately and included in the carton.



530 Monticello with appliques



No. 530 Monticello shown painted Antique White



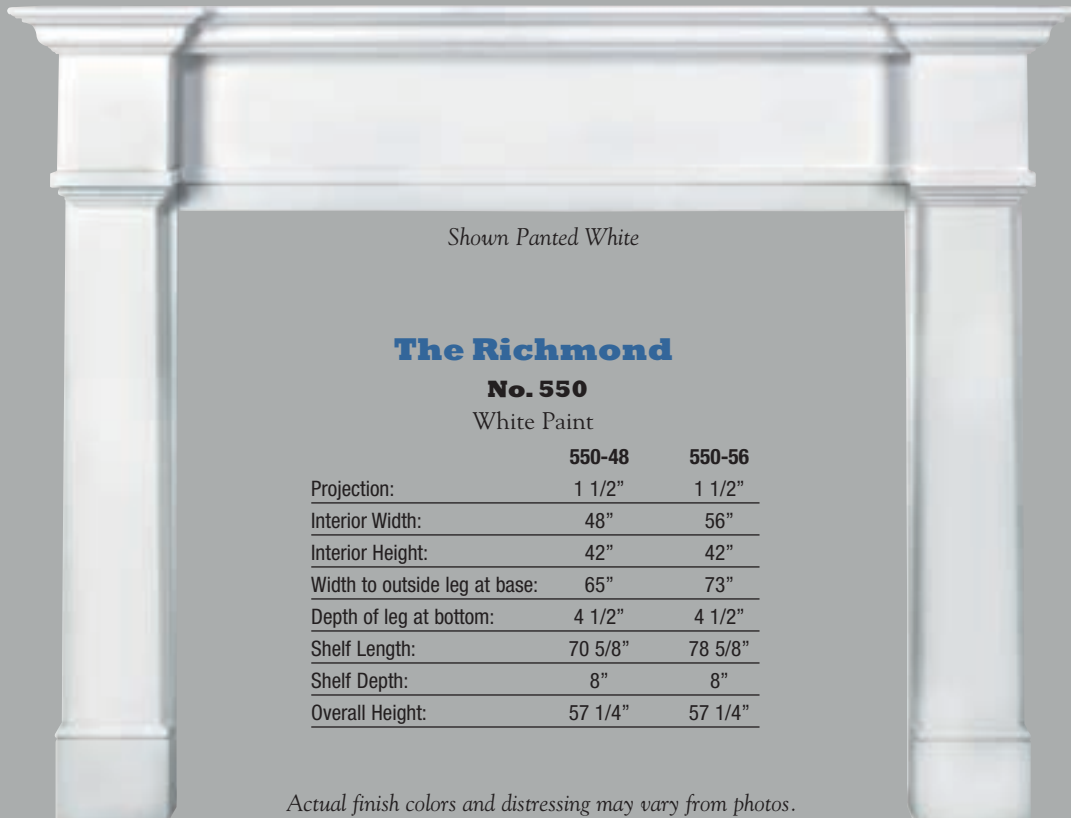
Shown Painted White

## **The Monticello**

**No. 530**

White Paint

	<b>530-48</b>	<b>530-56</b>
Projection:	1 1/2"	1 1/2"
Interior Width:	48"	56"
Interior Height:	42"	42"
Width to outside leg at base:	66"	74"
Depth of leg at bottom:	4"	4"
Shelf Length:	72"	80"
Shelf Depth:	8"	8"
Overall Height:	54"	54"



Shown Painted White

## **The Richmond**

**No. 550**

White Paint

	<b>550-48</b>	<b>550-56</b>
Projection:	1 1/2"	1 1/2"
Interior Width:	48"	56"
Interior Height:	42"	42"
Width to outside leg at base:	65"	73"
Depth of leg at bottom:	4 1/2"	4 1/2"
Shelf Length:	70 5/8"	78 5/8"
Shelf Depth:	8"	8"
Overall Height:	57 1/4"	57 1/4"

Actual finish colors and distressing may vary from photos.



No. 495 Shown in # 70 Cherry Distressed Finish

**PEARL MANTELS** is a leading manufacturer of quality wood, MDF and Cast Stone fireplace mantels and shelves. With over 25 mantel and mantel shelf designs, Pearl continues to innovate and design furniture quality products that meet the needs of consumers, home builders and contractors.



No. 134 Shown Finished



No. 618 Shown Painted White



No. 550 Shown Painted White



No. 412 Shown in #50 Rustic Finish

*Pearl Mantels offer great value and quality to stand the test of time.  
When you decorate your fireplace or walls, pick a Pearl.*

Limited one year warranty.