






*ComfortFlame*™  
by FMI PRODUCTS, LLC

## Direct-Vent Fireplace Systems

### Easy And Inexpensive to Install

- Install against or recess into any wall accessible to a gas line
- Approved for any room of the home
- As low as 1/2 the cost of a wood burning fireplace

THE BRISTOL 32" DIRECT-VENT FIREPLACE  
SHOWN WITH CUSTOM WALL MANTEL.



### 32" Bristol



### 32" FIREPLACE SYSTEM



## 36" Bristol



**THE BRISTOL 36" DIRECT-VENT FIREPLACE  
SHOWN RECESSED WITH CUSTOM MANTEL.**

### **Clean Burning**

- Cleanest burning fireplace available. No soot, no odor, no by-products. Indoor air quality is unaffected.

### **Emergency Heat During Power Outages**

- Requires no electricity to operate

### **36" FIREPLACE SYSTEM**



### **Great Value, Unparalleled Beauty...Fireplace Features:**

- Realistic remote control ready multi-colored logs
- Superior flame presentation with glowing coals
- Zero-clearance firebox






## Direct-Vent Fireplace Systems Accessories

### Great Value, Unparalleled Beauty...Fireplace Features:

- Realistic remote control ready multi-colored logs
- Superior flame presentation with glowing coals
- Zero-clearance firebox

## Perimeter Trim



BLACK



BRUSHED BRASS



PLATINUM




**CMRC** - On/Off Remote Control Kit

**CTRC** (shown) - Thermostat Remote Control Kit



**BK** (shown) - Fan Blower with Magnetic Attachment - Manual Control (Variable Speed)

**BKT** - Fan Blower with Magnetic Attachment - Thermostatic Control (Variable Speed)



Unfinished  
**Traditional Design**



Medium Oak Stain  
**Georgian Design**



Dark Oak Stain  
**Classic Design**

**PRODUCT SPECIFICATIONS—DIRECT-VENT GAS FIREPLACE**

MODEL #	FUEL TYPE	DESCRIPTION	HEAT (BTU/HR)		VENT TYPE
			MIN.	MAX.	
CGDV32NR	Natural Gas	32" Bristol Zero-Clearance Heater Rated Firebox, 6 Multi-Colored Logs, Black Rolled Louvers, Tempered Glass, Remote Control Ready. Heats Approx. 600 Sq. Ft.	12,000	18,000	5' x 8'
CGDV32PR	Propane	32" Bristol Zero-Clearance Heater Rated Firebox, 6 Multi-Colored Logs, Black Rolled Louvers, Tempered Glass, Remote Control Ready. Heats Approx. 600 Sq. Ft.	11,000	17,000	5' x 8'
CGCDV36NR	Natural Gas	36" Bristol Zero-Clearance Heater Rated Firebox, 6 Multi-Colored Logs, White Brick Firebox Liner, Black Rolled Louvers, Tempered Glass, Remote Control Ready. Heats Approx. 800 Sq. Ft.	22,400	32,000	5' x 8'
CGCDV36PR	Propane	36" Bristol Zero-Clearance Heater Rated Firebox, 6 Multi-Colored Logs, White Brick Firebox Liner, Black Rolled Louvers, Tempered Glass, Remote Control Ready. Heats Approx. 800 Sq. Ft.	20,000	28,000	5' x 8'
CGCDV42NR	Natural Gas	42" Bristol Zero-Clearance Heater Rated Firebox, 6 Multi-Colored Logs, White Brick Firebox Liner, Black Rolled Louvers, Tempered Glass, Remote Control Ready. Heats Approx. 1,000 Sq. Ft.	25,000	36,000	5' x 8'
CGCDV42PR	Propane	42" Bristol Zero-Clearance Heater Rated Firebox, 6 Multi-Colored Logs, White Brick Firebox Liner, Black Rolled Louvers, Tempered Glass, Remote Control Ready. Heats Approx. 1,000 Sq. Ft.	23,000	33,000	5' x 8'

**REMOTE CONTROL ACCESSORIES FOR ALL MODELS**

MODEL #	DESCRIPTION
CMRC	Receiver and Hand-Held On/Off Remote Control Kit (1-pack)
CTRC	Receiver and Hand-Held Thermostat Remote Control Kit (1-pack)

**FAN KIT ACCESSORIES FOR ALL MODELS**

MODEL #	DESCRIPTION
BK	Squirrel Cage Fan Blower with Magnetic Attachment - Manual Control (Variable Speed)
BKT	Squirrel Cage Fan Blower with Magnetic Attachment - Thermostatic Control (Variable Speed)

**ACCESSORIES FOR 32" DIRECT-VENT FIREPLACE SYSTEMS**

MODEL #	DESCRIPTION
W32TU	32" Wall Mantel, Unfinished, Traditional Design
C32TU	32" Corner Mantel, Unfinished, Traditional Design
W32TO	32" Wall Mantel, Medium Oak Stain, Traditional Design
C32TO	32" Corner Mantel, Medium Oak Stain, Traditional Design
W32CO	32" Wall Mantel, Dark Oak Stain, Classic Design
C32CO	32" Corner Mantel, Dark Oak Stain, Classic Design
W32GO	32" Wall Mantel, Medium Oak Stain, Georgian Design
C32GO	32" Corner Mantel, Medium Oak Stain, Georgian Design
W32DO	32" Wall Mantel, Medium Oak Stain, Traditional/Dentil Design
HD36	2" Black Hood
*All mantels come with a base & include black perimeter trim.	
** All products require some assembly.	

**ACCESSORIES FOR 36" DIRECT-VENT FIREPLACE SYSTEMS**

MODEL #	DESCRIPTION
W36TU	36" Wall Mantel, Unfinished, Traditional Design
C36TU	36" Corner Mantel, Unfinished, Traditional Design
W36TO	36" Wall Mantel, Medium Oak Stain, Traditional Design
C36TO	36" Corner Mantel, Medium Oak Stain, Traditional Design
HD36	2" Black Hood
*All mantels come with a base & include black perimeter trim.	
** All products require some assembly.	

**ACCESSORIES FOR 42" DIRECT-VENT FIREPLACE SYSTEMS**

MODEL #	DESCRIPTION
HD42	2" Black Hood

**LOUVER TRIM KIT ACCESSORIES****FITS ROLLED LOUVERS ONLY****REQUIRES ROLLED LOUVER PANEL KIT (SOLD SEPARATELY)**

MODEL #	DESCRIPTION
<b>32" Models</b>	
LT32B	32" 4-pc. Louver Trim Kit - Brushed Brass
LT32P	32" 4-pc. Louver Trim Kit - Platinum
<b>36" Models</b>	
LT36B	36" 4-pc. Louver Trim Kit - Brushed Brass
LT36P	36" 4-pc. Louver Trim Kit - Platinum
<b>42" Models</b>	
LT42B	42" 4-pc. Louver Trim Kit - Brushed Brass
LT42P	42" 4-pc. Louver Trim Kit - Platinum

**PERIMETER TRIM KIT ACCESSORIES**

MODEL #	DESCRIPTION
<b>32" Models</b>	
PT32	32" Perimeter Trim Kit - Black
PT32B	32" Perimeter Trim Kit - Brushed Brass
PT32P	32" Perimeter Trim Kit - Platinum
<b>36" Models</b>	
PT36	36" Perimeter Trim Kit - Black
PT36B	36" Perimeter Trim Kit - Brushed Brass
PT36P	36" Perimeter Trim Kit - Platinum
<b>42" Models</b>	
PT42	42" Perimeter Trim Kit - Black
PT42B	42" Perimeter Trim Kit - Brushed Brass
PT42P	42" Perimeter Trim Kit - Platinum

**FACE LOUVER KIT ACCESSORIES**

MODEL #	DESCRIPTION
<b>32" Models</b>	
RLD32	32" Rolled Louver Kit - Black
FPD32	32" Filigree Panel Kit - Black
FPD32B	32" Filigree Panel Kit - Brushed Brass
FPD32P	32" Filigree Panel Kit - Platinum
<b>36" Models</b>	
RLD36	36" Rolled Louver Kit - Black
FPD36	36" Filigree Panel Kit - Black
FPD36B	36" Filigree Panel Kit - Brushed Brass
FPD36P	36" Filigree Panel Kit - Platinum
<b>42" Models</b>	
RLD42	42" Rolled Louver Kit - Black
FPD42	42" Filigree Panel Kit - Black
FPD42B	42" Filigree Panel Kit - Brushed Brass
FPD42P	42" Filigree Panel Kit - Platinum



# Direct-Vent Fireplace Venting & Termination

## Basic Guidelines\*

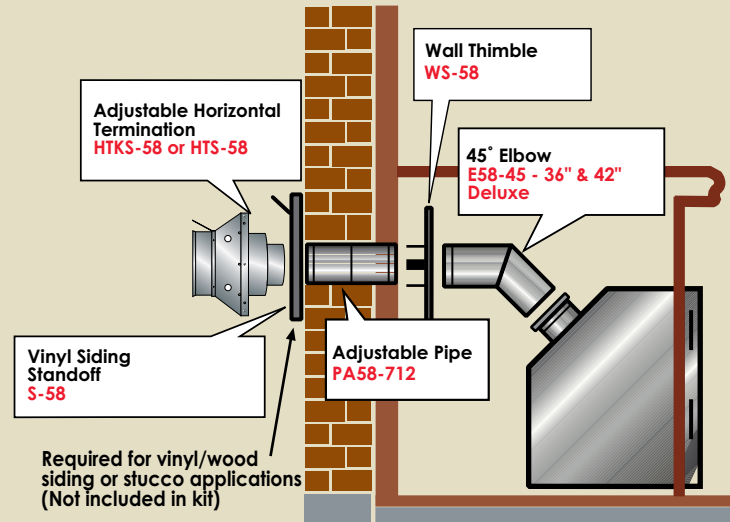
### 32", 36" & 42" Deluxe 5x8 Pipe

Venting and pipe model numbers in red apply to pipe for the 36" & 42" Deluxe direct-vent fireplace systems only. Components must be purchased separately.

## Basic Ground Floor Installation

### Recommended Applications:

- Installation using cabinet surrounds
- Through the wall (up to 6" wall thickness)  
\*Not for corner installation
- Basic ground floor installation of a 32", 36" & 42" Deluxe direct-vent will require an additional 7-12" pipe (SDAP58-712).

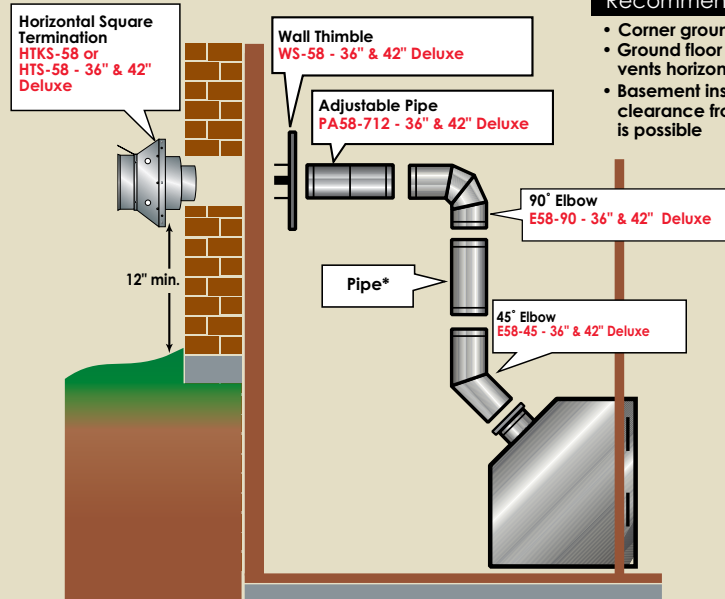


**PRODUCT SPECIFICATIONS** – Check website (www.fmiproducs.com) for latest product specifications.

5'-8" PIPE & ACCESSORIES FOR 32", 36" & 42" DELUXE DIRECT-VENT FIREPLACE SYSTEMS	
MODEL #	DESCRIPTION
VKG-58	Ground Floor Vent Kit - Galvanized Includes: 45° Elbow, 7" - 12" Adj Pipe, Wall Firestop, Horiz. Square Termination, Screws (16 ea.)
VKB-58	Basement Vent Kit - Galvanized Includes: 45° Elbow, 7" - 12" Adj Pipe, Wall Firestop, Horiz. Square Termination, 4' Pipe, 90° Elbow, Screws (20 ea.)
VKS-58	Snorkel Vent Kit - Galvanized Includes: 45° Elbow, 7" - 12" Adj Pipe, Wall Firestop, 36" Snorkel Termination, 4' Pipe, 90° Elbow, Screws (26 ea.)
VKR-58	Roof Vent Kit - Galvanized Includes: 45° Elbow, 7" - 12" Adj Pipe, Flue Restrictor, Vertical High Wind Termination, 2' Pipe, 4' Pipe, Firestop, Roof Flashing (0/12-6/12) Screws (26 ea.), Storm Collar
VKC-58	Corner Vent Kit - Galvanized Includes: 45° Elbow, 7" - 12" Adj Pipe, Wall Firestop, Horiz. square termination, 6" Pipe, 90° Elbow, Screws (18 ea.)
P58-48	48" pipe length
P58-36	36" pipe length
P58-24	24" pipe length
P58-12	12" pipe length
P58-6	6" pipe length
PA58-712	7" to 12" adjustable pipe
E58-45	45 degree elbow
E58-90	90 degree elbow
FSE58-45	45 degree starter elbow (Duravent to DESA Pipe)
FP-58	Firestop plate
WF-58	Wall firestop
SF-58	Vinyl/stucco siding standoff
HT-58	Horizontal Round Termination - Galvanized
HTS-58	Horizontal Square Termination - Galvanized
HTK-58	Horizontal Round Termination Cap
HTKS-58	Horizontal Square Termination Cap
SC-58	Storm collar
WS-58	Wall strap
VT-58	Vertical Cap
ST-58-14	14" Snorkel Termination
ST-58-36	36" Snorkel Termination
VR-58	Vertical Restrictor
RF-58-6	Roof flashing - 0 to 6/12 pitch
RF-58-12	Roof flashing - 6/12 to 12/12 pitch
S-58	Vinyl siding standoff
CS-58	Cathedral ceiling support

*Comfort Flame*<sup>™</sup>  
by FMI PRODUCTS, LLC

# Direct-Vent Fireplace Systems Accessories & Dimensions



Note: If using this system configuration for a basement installation, at least 12\"/>

## Corner Installation

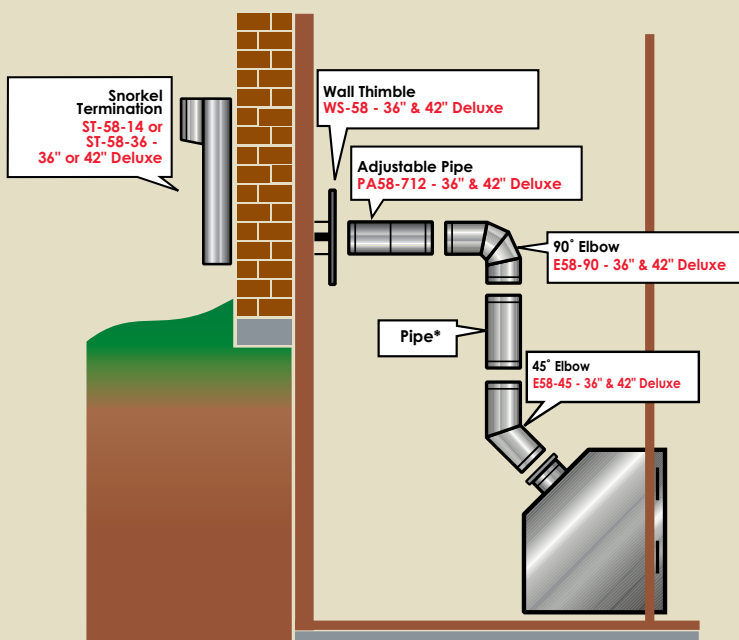
### Recommended Applications:

- Corner ground floor installation
- Ground floor installation where pipe vents horizontally through wall
- Basement installation where one foot clearance from ground to termination is possible

## \*Below Ground Installation

### Recommended Applications:

- Basement installation using snorkel termination to achieve one foot above ground

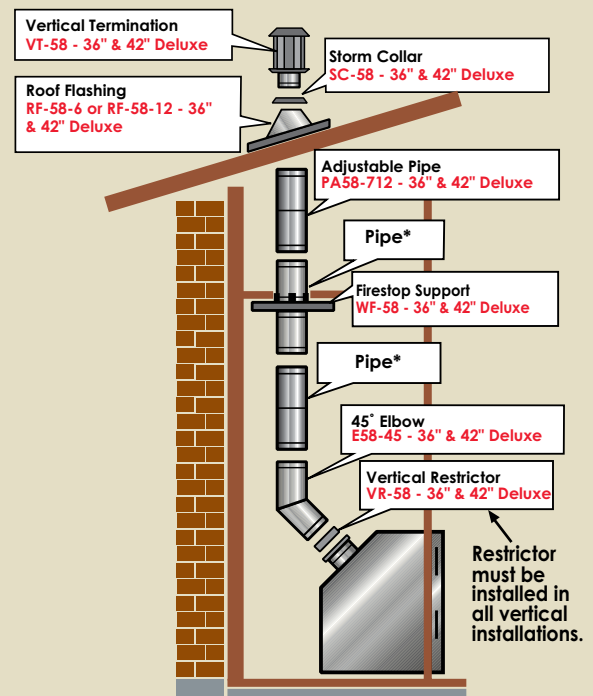


Note: Use this system configuration for basement installations where 12\"/>

## Vertical Installation

### Recommended Applications:

- Roof termination with no horizontal room



Note: When terminating the system vertically the total system height cannot exceed 40'.



*Comfortflame™*  
by FMI PRODUCTS, LLC

## Wood Burning Fireplaces

Perfect companion to Comfort Flame's vented or vent-free gas logs

### Fireplaces include:

- Cast iron grate
- Wire mesh screen
- Refractory concrete liner with floor
- Optional accessories include: bi-fold full-view doors, combustion air kit and blower kit



### Blackstone



THE CWC36/42 SERIES FEATURES HEAT CIRCULATING LOUVERS, HIDDEN SCREEN POCKETS AND A FULL BRICK LINER. SHOWN WITH CUSTOM MANTEL, OPTIONAL VENTED LOGS, AND GLASS DOORS - SOLD SEPARATELY



**ACCESSORY HOOD AND  
FMI VENTING PIPE MUST BE  
INSTALLED WITH  
VENT-FREE LOG**



## **Two Popular Sizes Available... 36" and 42"**

- Approved for use as a wood burning fireplace or for use with vented gas log set approved to the ANSI Z21.60/ Z21.84 standards or a vent-free gas log heater approved to ANSI Z21.11.2 standards



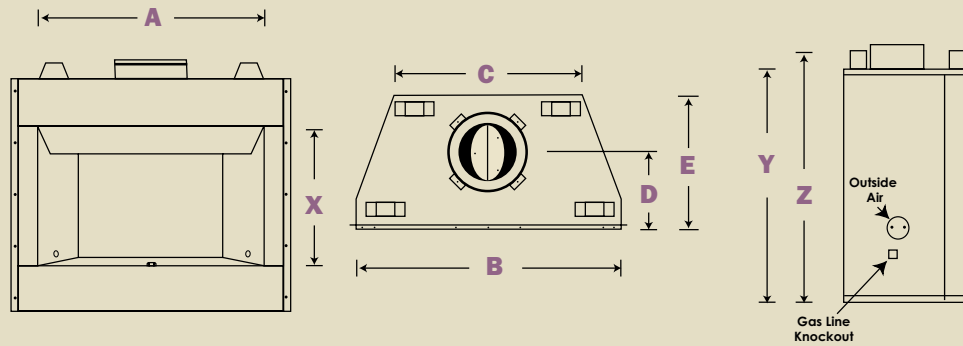
*Comfort Flame*<sup>™</sup>  
by FMI PRODUCTS, LLC

## Wood Burning Fireplaces & Accessories



**PRODUCT SPECIFICATIONS – Check website (www.fmiproducts.com) for latest product specifications.**

MODEL #	DESCRIPTION	PRODUCT DIMENSIONS (WxHxD)	SHIPPING WEIGHT
B36L-M	36" Builder Wood Burning Fireplace with Full Brick Liner and Stamped Louvers	38" x 37 1/2" x 21 1/8"	184 lbs.
B42LI-M	42" Builder Wood Burning Fireplace with Full Brick Liner and Stamped Louvers	48" x 44 1/2" x 22 1/2"	224 lbs.
CWC36C	36" Custom Wood Burning Fireplace with Full Brick Liner and Upgradeable Louver Panel	43" x 40 1/4" x 21"	184 lbs.
CWC42C	42" Custom Wood Burning Fireplace with Full Brick Liner and Upgradeable Louver Panel	50" x 44 1/4" x 22 1/2"	224 lbs.
<b>ACCESSORIES - FITS ALL FIREBOXES</b>			
BK	On/Off Manual (Squirrel Cage) Blower (Fits All Models)	N/A	5 lbs.
BK3	Triple Fan Blower - Manual Control On/Off (Fits All Models)	N/A	5 lbs.
AK4	Outside Combustion Kit, Includes 3' Flex, Collars and Hood (Fits All Models)	N/A	5 lbs.
<b>ACCESSORIES - B36L-M</b>			
BDB36	36" Aluminum Bi-Fold Door, Black	N/A	15 lbs.
BDB36B	36" Aluminum Bi-Fold Door, Brushed Brass	N/A	15 lbs.
BDB36P	36" Aluminum Bi-Fold Door, Platinum	N/A	15 lbs.
<b>ACCESSORIES - CWC36C</b>			
BD36	36" Deluxe Aluminum Bi-Fold Door, Black	N/A	15 lbs.
BD36B	36" Deluxe Aluminum Bi-Fold Door, Brushed Brass	N/A	15 lbs.
BD36P	36" Deluxe Aluminum Bi-Fold Door, Platinum	N/A	15 lbs.
FP36	Custom 36" Black Filigree Panel Kit	N/A	5 lbs.
FP36B	Custom 36" Brushed Brass Filigree Panel Kit	N/A	5 lbs.
FP36P	Custom 36" Platinum Filigree Panel Kit	N/A	5 lbs.
SP36	36" Clean Face Panel	N/A	5 lbs.
PT36	36" Perimeter Trim, Black	N/A	5 lbs.
PT36B	36" Perimeter Trim, Brushed Brass	N/A	5 lbs.
PT36P	36" Perimeter Trim, Platinum	N/A	5 lbs.
<b>ACCESSORIES - B42LI-M</b>			
BDB42	42" Deluxe Aluminum Bi-Fold Door, Black	N/A	15 lbs.
BDB42B	42" Deluxe Aluminum Bi-Fold Door, Brushed Brass	N/A	15 lbs.
BDB42P	42" Deluxe Aluminum Bi-Fold Door, Platinum	N/A	15 lbs.



MODEL #	A	B	C	D	E	X	Y	Z
CWC36C	35	41	29	12 1/2	21	21	36	40 1/4
B36L-M	36	38	22 5/8	14	21 1/8	21 3/8	33 1/2	37 1/2
CWC42C	42	48	36	23	22 1/2	24	40	44 1/4
B42II-M	42	48	36	23	22 1/2	24	40	44 1/4

**PRODUCT SPECIFICATIONS – Check website (www.fmipproducts.com) for latest product specifications.**

MODEL #	DESCRIPTION	PRODUCT DIMENSIONS (WxHxD)	SHIPPING WEIGHT
<b>ACCESSORIES - CWC42C</b>			
BD42	42" Deluxe Aluminum Bi-Fold Door, Black	N/A	15 lbs.
BD42B	42" Deluxe Aluminum Bi-Fold Door, Brushed Brass	N/A	15 lbs.
BD42P	42" Deluxe Aluminum Bi-Fold Door, Platinum	N/A	15 lbs.
FP42	Custom 42" Black Filigree Panel Kit	N/A	15 lbs.
FP42B	Custom 42" Brushed Brass Filigree Panel Kit	N/A	15 lbs.
FP42P	Custom 42" Platinum Filigree Panel Kit	N/A	15 lbs.
SP42	42" Clean Face Panel	N/A	15 lbs.
PT42	42" Perimeter Trim, Black	N/A	15 lbs.
PT42B	42" Perimeter Trim, Brushed Brass	N/A	15 lbs.
PT42P	42" Perimeter Trim, Platinum	N/A	15 lbs.
<b>WOOD BURNING INSTALLATION ACCESSORIES</b>			
CP-8DM	Chimney Pack (Firestop, Roof Flashing, Storm Collar, Termination Cap)		
V6F-8DM	0 to 6/12 Pitch Roof Flashing		
V12F-8DM	6/12 to 12/12 Pitch Roof Flashing		
30E-8DM	30 Degree Offset and Return		
12-8DM	12" Section of Double Wall Pipe		
18-8DM	18" Section of Double Wall Pipe		
24-8DM	24" Section of Double Wall Pipe		
36-8DM	36" Section of Double Wall Pipe		
48-8DM	48" Section of Double Wall Pipe		
12S-8DM	Chimney Support Above 30"		
38RS	Roof Support (Use With Flashing)		
38FST	Firestop Thimble (Use When Penetrating a Joist)		
FST30	Firestop Thimble (Use When Offsetting Through a Joist)		
30FS-8DM	30 Degree Firestop Spacer (1 each)		
RTL-8DM	Round Top Termination		
RT-8DM	Round Top Termination With Mesh Screen		
RTT-8DM	Round Top Termination With Slip With Mesh Screen		
RTTL-8DM	Round Top Slip Selection		
ET-8DM	Square Top Termination		
ETL-8DM	Square Top Termination With Slip Selection		
ETO-8DM	Square Top Termination With Mesh		
ETLO-8DM	Square Top Termination With Mesh and Slip Selection		
ADS-8DM	Anti-Draft Shield for Round Top Only		
SC1-1	Storm Collar		
3600FS-8DM-1	1" Clearance Firestop Spacer		
<b>WOOD BURNING INSTALLATION ACCESSORIES - BLACK PAINTED</b>			
RTL-8DM-K	Painted Round Top Termination		
ET-8DM-K	Painted Square Top Termination		
RT-8DM-K	Painted Round Top Termination With Mesh Screen		
ETL-8DM-K	Painted Square Top Termination With Slip Selection		



*Comfort Flame*<sup>TM</sup>  
by FMI PRODUCTS, LLC

## Cast Iron Stoves

Beautiful stove that can be installed virtually anywhere...  
Easily & Inexpensively!

### Combine The Beauty Of A Wood Stove With The Latest In Gas Stove Heating Technology

- A vented stove will enhance your decor and provide an economical way to reduce the expensive operating cost of central heating



## Newcastle



**Superb Styling,  
Beautifully  
Detailed Logs,  
Active Yellow  
Flame And A Door  
To Conceal  
The Controls**

**The Newcastle is patterned after an American style stove popular in the early to mid 1800's. It features dual operating doors for an open fireplace look.**

- Can be operated with the manual variable control or either of the two hand-held remote controls.
- Optional variable manual or thermostatically controlled blowers available
- Heater rated up to 78% heating efficiency.
- Prepainted black finished interior pipe available

**PRODUCT SPECIFICATIONS** – Check website (www.fmipproducts.com) for latest product specifications.

MODEL #	DESCRIPTION		PRODUCT DIMENSIONS (WxHxD)	SHIPPING WEIGHT
CISB	Cast Iron Stove, Flat Black Finish		26 7/8" x 28" x 18 1/2"	198 lbs.
CISAW	Cast Iron Stove, Antique White Finish		26 7/8" x 28" x 18 1/2"	198 lbs.
CISNI	Cast Iron Stove, Natural Iron Finish		26 7/8" x 28" x 18 1/2"	198 lbs.
CISAS	Cast Iron Stove, Aged Silver Finish		26 7/8" x 28" x 18 1/2"	198 lbs.
MODEL #	FUEL TYPE	DESCRIPTION	HEAT (BTU/HR) LOW TO HIGH	SHIPPING WEIGHT
SDVBND	Natural Gas	Burner System for Cast Iron Stove, Top Direct Vent	21,000 to 30,000	73 lbs.
SDVBPD	Propane	Burner System for Cast Iron Stove, Top Direct Vent	20,000 to 28,000	73 lbs.
SBVBND	Natural Gas	Burner System for Cast Iron Stove, Top B-Vent	21,000 to 30,000	73 lbs.
SBVBPD	Propane	Burner System for Cast Iron Stove, Top B-Vent	20,000 to 28,000	73 lbs.

**ACCESSORIES**


MODEL #	DESCRIPTION	PRODUCT DIMENSIONS (WxHxD)	SHIPPING WEIGHT
GA3750A	Variable Speed Manual Control Blower	15" x 4" x 7"	4 lbs.
CMRC	Receiver and Hand-Held On/Off Remote Control Kit	N/A	1 lb.
CTRC	Receiver and Hand-Held Thermostat Remote Control Kit	N/A	1 lb.
MODEL #	DESCRIPTION		
VKG-47-K	Ground Floor Vent Kit (black). Includes: 90 Degree Elbow, 7" to 12" Adjustable Pipe, 24" Pipe, 2" Starter Pipe, Wall Firestop, Decorative Trim Plate, Horizontal Square Termination, and 18 Screws		
VKB-47-K	Basement Vent Kit (black). Includes: 90 Degree Elbow, 7" to 12" Adjustable Pipe, 2" Starter Pipe, Wall Firestop, Decorative Trim Plate, Horizontal Square Termination, and 18 Screws		
VKS-47-K	Snorkel Vent Kit (black). Includes: 90 Degree Elbow, 7" to 12" Adjustable Pipe, 48" Pipe, 2" Starter Pipe, Wall Firestop, Decorative Trim Plate, 36" Snorkel Termination, and 18 Screws		
VKR-47-K	Roof Vent Kit (black). Includes: Vertical Termination, Roof Flashing, Firestop Storm Collar, Decorative Trim Plate, 7" to 12" Adjustable Pipe, 2" Starter Pipe, 12" Pipe, 24" Pipe, 48" Pipe, Restrictor Plate, and 24 Screws		
P47-6-K	7" x 6" Black Pipe - 1 Pack		
P47-12-K	7" x 12" Black Pipe - 1 Pack		
P47-24-K	7" x 24" Black Pipe - 1 Pack		
P47-36-K	7" x 36" Black Pipe - 1 Pack		
P47-48-K	7" x 48" Black Pipe - 1 Pack		
PA47-712-K	7" Adj. Black Pipe (7"-12") - 1 Pack		
E47-45-K	7" x 45 Degree Black Elbow - 1 Pack		
E47-90-K	7" x 90 Degree Black Elbow - 1 Pack		
TP-47	Decorative Trim Plate w/ Wall Fire Stop - Black - 1 Pack		
FP-47	Ceiling Firestop Plate		
S-47	Vinyl Siding Standoff (Applies to Any Combustible Siding) - 1 Pack		
PA-47-6-K	6" Starter Black Pipe (Included with Vent Kits) - 1 Pack (Must Use With Cast Iron)		
† Allows Direct Vent Stove Insert to Work With 4 1/4" x 7 1/4" Pipe			




*Comfort Flame*™  
by FMI PRODUCTS, LLC

## Vented Gas Log Sets


The ultimate log and flame beauty.  
Realistically hand-painted concrete logs.



**OXFORD OAK**



**AMHERST OAK**



**BERKSHIRE SPLIT OAK**



**Mendocino Oak**

### Bronze Series - Oxford Oak

- 1/2" Grate
- Realistic logs and single burner create wood fire and coal bed realism
- Unparalleled safety & Posi-Loc system secures grate, pan and burner
- Includes: Ash bed mix, glowing ember material, damper clamp, flex line and connections

### Platinum Series - Mendocino Oak

- 5/8" Bi-level grate
- Hand-painted logs, enhanced coal bed, and triple burner creates the beauty of a real wood fire
- Unparalleled safety & Posi-Loc system secures grate, pan and burner
- Includes: Ash bed mix, glowing ember material, damper clamp, flex line and connections

### Silver Series - Amherst Oak

- 5/8" Bi-level grate
- Realistic logs and single burner create wood fire and coal bed realism
- Unparalleled safety & Posi-Loc system secures grate, pan and burner
- Includes: Ash bed mix, glowing ember material, damper clamp, flex line and connections

### Gold Series - Berkshire Split Oak

- 5/8" Bi-level grate
- Hand-painted logs, dual burner and glowing coal bed create the ambiance of a real wood fire
- Unparalleled safety & Posi-Loc system secures grate, pan and burner
- Includes: Ash bed mix, glowing ember material, damper clamp, flex line and connections



# COMFORT FLAME VENTED GAS LOGS MUST ONLY BE USED IN A VENTED FIREBOX.

## MINIMUM FIREBOX DIMENSIONS

LOG SIZE	FRONT WIDTH*	BACK WIDTH**	DEPTH	HEIGHT
18DR/SR	28"	16"	14"	18"
24DR/SR	29 3/4"	17"	15 1/2"	18"
BFLT18	28"	16"	15 1/2"	18"
BFLT24	30"	22"	15 1/2"	18"

\* Add 6" if safety pilot/valve is used. \*\* At depth indicated.

**ALL GAS LOGS NATURAL GAS** – To make Propane: GA9050A-1. To make Remote-Ready and Propane: GA9150A.

**PRODUCT SPECIFICATIONS** – Check website (www.fmipproducts.com) for latest product specifications.

Oxford Oak Design	LOG SIZE	MODEL #	# OF LOGS	BTU INPUT		AVG LENGTH OF OPERATION W/ 100 LB. PROPANE CYLINDER	CARTON DIMENSIONS (WxHxD)	SHIPPING WEIGHT	
				NATURAL	PROPANE/LP				
	PFS APPROVED MODELS*								
	18"	CVSR18	5	50,000	40,000	54 hrs.	18 1/2" x 14" x 14"	53 lbs.	
	24"	CVSR24	6	60,000	50,000	43 hrs.	24 1/2" x 14" x 14"	64 lbs.	

Amherst Oak Design	LOG SIZE	MODEL #	# OF LOGS	BTU INPUT		AVG LENGTH OF OPERATION W/ 100 LB. PROPANE CYLINDER	CARTON DIMENSIONS (WxHxD)	SHIPPING WEIGHT
				NATURAL	PROPANE/LP			
	PFS APPROVED MODELS*							
	18"	CPVSR18	6	50,000	40,000	54 hrs.	18 1/2" x 14" x 14"	57 lbs.
	24"	CPVSR24	7	60,000	50,000	43 hrs.	24 1/2" x 14" x 14"	75 lbs.

Berkshire Split Oak Design	LOG SIZE	MODEL #	# OF LOGS	BTU INPUT		AVG LENGTH OF OPERATION W/ 100 LB. PROPANE CYLINDER	CARTON DIMENSIONS (WxHxD)	SHIPPING WEIGHT
	PFS APPROVED MODELS*							
	NATURAL	PROPANE/LP						
	18"	CVDR18	7	55,000	45,000	48 hrs.	18 1/2" x 14" x 14"	57 lbs.
	24"	CVDR24	8	65,000	55,000	39 hrs.	24 1/2" x 14" x 14"	74 lbs.

Mendocino Oak Design	LOG SIZE	MODEL #	# OF LOGS	BTU INPUT		AVG LENGTH OF OPERATION W/ 100 LB. PROPANE CYLINDER	CARTON DIMENSIONS (WxHxD)	SHIPPING WEIGHT	
				NATURAL	PROPANE/LP				
	PFS APPROVED MODELS*								
	18"	BFLT18	6	65,000	55,000	39 hrs.	18 1/2" x 14" x 14"	81 lbs.	
	24"	BFLT24	6	70,000	60,000	36 hrs.	24 1/2" x 14" x 14"	96 lbs.	

## ACCESSORIES FOR VENTED LOGS

FOR USE WITH VENTED GAS LOGS ONLY	MODEL #	DESCRIPTION	SHIPPING WEIGHT
	GA9050A-1	On/Off Valve/Safety Pilot Kit for Natural and Propane Gas (1-Pack)	2 lbs.
	GA9150A	Remote Control Ready Valve/Safety Pilot Kit – For Natural and Propane Gas (1-Pack)	3 lbs.
	GA9650	Pine Cone Covers – 3 Pine Cones Per Box**	5 lbs.

FOR USE WITH VENTED GAS LOGS ONLY	MODEL #	DESCRIPTION	SHIPPING WEIGHT
	GA6067	Lava Rock**	55 lbs.
	GA9750	Ash Bed Material (Vermiculite)	15 lbs.
	GA9850	Silica Sand**	60 lbs.
	GA9950	Glowing Ember Material	15 lbs.
	CDABKA	Decorative Ash Bed Control Cover Kit	18 lbs.
	**Use only as fireplace floor decoration. Do not use in burner pan.		

MODEL #	DESCRIPTION	PRODUCT DIMENSIONS (WxHxD)	SHIPPING WEIGHT
CMRC	Receiver and Hand-Held On/Off Remote Control Kit (1-Pack)	N/A	2 lbs.
IMPORTANT: All Propane installations require an on/off or remote control ready (millivolt) valve/safety pilot kit. Sold Separately.			

MODEL #	DESCRIPTION	SHIPPING WEIGHT
CIKA	Gas Appliance Installation Kit	2 lbs.
LPA6100	Two-Stage LP Regulator with Cover	2 lbs.

## Direct-Vent Fireplace Systems & Accessories

Page

**2-7**



## Wood Burning Fireplaces

Page

**8-11**



# Vented Hearth Products

## Cast Iron Stoves

Page

**12-13**



## Vented Log Sets

Page

**14-15**



**Save 10%**  
**on your Gas Bills**  
for every 5° home  
thermostat set-back



### IMPORTANT

- Installation must be done by qualified service persons.
- Damper must be open during operation.
- Propane installations of burner systems and logs require a safety valve. Sold-separately.
- Check local codes and ordinances for permitted uses.
- Read owner's manual before using.
- All products approved for manufactured (mobile) home installation.
- We reserve the right to amend product specifications without notice.
- Vented Logs are approved for installation in a masonry or UL127 listed manufactured solid fuel burning fireplace.
- The only warranty we offer is our standard warranty. Please read the warranty for any limitations or disclaimers.
- Logs feature a lifetime warranty. All burner parts (except valves/controls) have a limited two year warranty.
- All accessories and valves/controls have a limited one year warranty.



© 2010 FMI Products, LLC  
Printed in USA **FA6353-0810**